


| Community Network Code | Community Network Name | Site Code | Site Name | Publicly Funded Enrolled | Performance Score | Performance Rating |
|------------------------|------------------------|-----------|---|--------------------------|-------------------|------------------------|
| 067 | Zachary | 067008 | Zachary Early Learning Center | 219 | 5.63 | High Proficient |
| 067 | Zachary | KFJ001 | St. Patrick's Episcopal Day School | 11 | 5.5 | High Proficient |
| 067 | Zachary | KNE001 | Bright Beginnings CDC | 11 | 5.73 | High Proficient |
| 067 | Zachary | KOB001 | Just Like Home Child Care Center | 11 | 4.27 | Approaching Proficient |
| 067 | Zachary | VJP001 | Universal Children's Learning Academy LLC | 17 | 5.42 | High Proficient |
| 067 | Zachary | YB4001 | Rising Starz Early Learning Center | 16 | 5.17 | Proficient |
| 067 | Zachary | YDG001 | Kidz Karousel Academy North | 25 | 5.57 | High Proficient |
| 067 | Zachary | YHL001 | Early Steps Learning Center | <10 | 4.95 | Proficient |
| 067 | Zachary | YJG001 | Little Dreamers Christian Academy | 19 | 5.97 | High Proficient |
| 067 | Zachary | YYB001 | Toris Family Learning Center | <10 | 3.89 | Approaching Proficient |
| 067 | Zachary | ZAW001 | Lenora Allen | <10 | 6.11 | Excellent |



2023 Site Performance Profiles


| Emotional Support Score | Emotional Support Rating | Classroom Organization Score | Classroom Organization Rating | Instructional Support Score | Instructional Support Rating | Emotional and Behavioral Support Score |
|-------------------------|--------------------------|------------------------------|-------------------------------|-----------------------------|------------------------------|--|
| 6.42 | Excellent | 6.24 | Excellent | 4.24 | Approaching Proficient | |
| 6.54 | Excellent | 6.06 | Excellent | 3.87 | Approaching Proficient | 6.26 |
| 6.54 | Excellent | 6.33 | Excellent | 3 | Approaching Proficient | 6.38 |
| 5.75 | High Proficient | 5.25 | High Proficient | 3.79 | Approaching Proficient | 4.59 |
| 6.83 | Excellent | 5.92 | High Proficient | 3.04 | Approaching Proficient | 6.3 |
| 6.08 | Excellent | 5.71 | High Proficient | 3.79 | Approaching Proficient | 5.63 |
| 6.22 | Excellent | 5.76 | High Proficient | 4.26 | Approaching Proficient | 6.31 |
| 5.88 | High Proficient | 5.83 | High Proficient | 3.42 | Approaching Proficient | 5.22 |
| 6.83 | Excellent | 6.08 | Excellent | 5.58 | High Proficient | 6.4 |
| 5.33 | High Proficient | 5 | Proficient | 2.17 | Unsatisfactory | 4.03 |
| | | | | | | 6.63 |

| Emotional and Behavioral Support Rating | Engaged Support for Learning Score | Engaged Support for Learning Rating | Responsive Caregiving Score | Responsive Caregiving Rating | Excellent Honor Roll | Birth to 3 Honor Roll |
|---|------------------------------------|-------------------------------------|-----------------------------|------------------------------|----------------------|-----------------------|
| | | | | | | |
| Excellent | 4.36 | Approaching Proficient | 5.73 | High Proficient | | Yes |
| Excellent | 4.6 | Proficient | 6.19 | Excellent | | Yes |
| Proficient | 2.85 | Unsatisfactory | | | | |
| Excellent | 4.04 | Approaching Proficient | 6.06 | Excellent | | Yes |
| High Proficient | 3.9 | Approaching Proficient | 6.09 | Excellent | | |
| Excellent | 4.49 | Approaching Proficient | 6.25 | Excellent | | Yes |
| Proficient | 4.04 | Approaching Proficient | 5.56 | High Proficient | | |
| Excellent | 5.11 | Proficient | 6.06 | Excellent | | Yes |
| Approaching Proficient | 2.71 | Unsatisfactory | 4.03 | Approaching Proficient | | |
| Excellent | 5.42 | High Proficient | | | Yes | Yes |

| Assessment Rating | Teacher/Child Ratio | Pre-K Curriculum Quality Rating | Infant/Toddler Curriculum Quality Rating | Percentage of Lead Teachers with No Degree | Percentage of Lead Teachers with Child Development Associate | Percentage of Lead Teachers with Associate Degrees |
|-------------------|---------------------|---------------------------------|--|--|--|--|
| 3 Stars | Gold | 3 Stars | N/A | 0% | 0% | 0% |
| 3 Stars | Bronze | 3 Stars | 3 Stars | 70% | 30% | 0% |
| 3 Stars | Silver | 3 Stars | 3 Stars | 29% | 57% | 0% |
| 2 Stars | Bronze | 3 Stars | 3 Stars | 67% | 0% | 33% |
| 3 Stars | Bronze | 3 Stars | 3 Stars | 0% | 75% | 25% |
| 3 Stars | Silver | 3 Stars | 3 Stars | 25% | 75% | 0% |
| 3 Stars | Bronze | 3 Stars | 3 Stars | 100% | 0% | 0% |
| 3 Stars | Bronze | 3 Stars | 3 Stars | 75% | 25% | 0% |
| 3 Stars | Silver | 3 Stars | 3 Stars | 67% | 33% | 0% |
| 3 Stars | Bronze | 3 Stars | 3 Stars | 67% | 0% | 33% |
| None or Not Rated | Gold | N/A | 3 Stars | 100% | 0% | 0% |


| Percentage of Lead Teachers with Bachelor's Degrees | Percentage of Lead Teachers with Master's Degrees or Higher | Percentage of Lead Teachers with Louisiana Certification | Served Infants | Served 1-Year-Olds | Served 2-Year-Olds | Served 3-Year-Olds | Served 4-Year-Olds |
|---|---|--|----------------|--------------------|--------------------|--------------------|--------------------|
| 100% | 0% | 100% | No | No | No | No | Yes |
| 0% | 0% | 80% | Yes | Yes | Yes | Yes | Yes |
| 14% | 0% | 43% | Yes | Yes | Yes | Yes | No |
| 0% | 0% | 0% | Yes | Yes | Yes | Yes | No |
| 0% | 0% | 100% | Yes | Yes | Yes | Yes | Yes |
| 0% | 0% | 50% | Yes | Yes | Yes | Yes | Yes |
| 0% | 0% | 56% | Yes | Yes | Yes | Yes | No |
| 0% | 0% | 25% | Yes | Yes | Yes | Yes | Yes |
| 0% | 0% | 33% | Yes | Yes | Yes | Yes | No |
| 0% | 0% | 33% | Yes | Yes | Yes | Yes | Yes |
| 0% | 0% | 100% | Yes | Yes | Yes | Yes | No |

| Community Network Code | Community Network Name | Publicly Funded Enrolled | Number of Sites | Performance Score |
|------------------------|------------------------|--------------------------|-----------------|-------------------|
| 067 | Zachary | 346 | 11 | 5.39 |



2023 Network Perform

| Performance Rating | Emotional Support Score | Emotional Support Rating | Classroom Organization Score |
|--------------------|-------------------------|--------------------------|------------------------------|
| High Proficient | 6.35 | Excellent | 6.03 |



Performance Profile

| Classroom Organization Rating | Instructional Support Score | Instructional Support Rating | Emotional and Behavioral Support Score |
|-------------------------------|-----------------------------|------------------------------|--|
| Excellent | 3.98 | Approaching Proficient | 5.88 |

| Emotional and Behavioral Support Rating | | Engaged Support for Learning Score | |
|---|------------------------------------|------------------------------------|-----------------------------|
| Engaged Support for Learning Rating | Engaged Support for Learning Score | Responsive Caregiving Rating | Responsive Caregiving Score |
| High Proficient | 4.16 | Approaching Proficient | 5.86 |

| Responsive Caregiving Rating | Percentage of At-Risk 4-Year Olds Enrolled | Rating for At-Risk 4-Year-Old Access |
|-------------------------------------|---|---|
| High Proficient | 95-100% | Excellent |

| Assessment Rating | Percentage of Sites with High Quality Curriculum | Teacher Support Rating | Family Satisfaction With Enrollment |
|--------------------------|---|-------------------------------|--|
| 3 Stars | 100% | Mostly | Somewhat |

| Family Satisfaction with Program Quality | Birth to 3 Enrollment | Percentage of Lead Teachers with No Degree | Percentage of Lead Teachers with Child Development Associate |
|---|------------------------------|---|---|
| Very | 30-49% | 48% | 25% |

| Percentage of Lead Teachers with Associate Degrees | Percentage of Lead Teachers with Bachelor's Degrees | Percentage of Lead Teachers with Master's Degrees or Higher |
|---|--|--|
| 5% | 23% | 0% |

| Percentage of Lead Teachers with Louisiana Certification | Served Infants | Served 1-Year-Olds | Serves Served 2-Year-Olds | Serves Served 3-Year-Olds | Serves Served 4-Year-Olds |
|---|-----------------------|---------------------------|----------------------------------|----------------------------------|----------------------------------|
| 64% | Yes | Yes | Yes | Yes | Yes |

| Community Network Code | Community Network Name | Site Code | Site Name |
|------------------------|--------------------------|-----------|--|
| 009 | Caddo | YYV001 | FCC LaTonya Hayward |
| 010 | Calcasieu | KI2001 | Nelson Academy |
| 017 | East Baton Rouge & City | 017147 | EBR Virtual Academy |
| 017 | East Baton Rouge & City | YG6001 | DEBRA T JOHNSON |
| 017 | East Baton Rouge & City | YVA001 | Jasmine Scott |
| 026 | Jefferson | YJ9001 | Westwego Head Start |
| 032 | Livingston | KTM001 | Scribbles and Giggles Learning Center |
| 036 | Orleans | ZA1001 | Terrione Jones FCC |
| 036 | Orleans | ZAE001 | LaQuinta Franklin FCC |
| 037 | Ouachita & City of Monro | KWV001 | Childrens Coalition West Monroe |
| 037 | Ouachita & City of Monro | KXU001 | University Of Louisiana At Monroe Child De |
| 037 | Ouachita & City of Monro | YZJ001 | Mamie Williams |
| 045 | St. Charles | V16001 | Small World Day Care And Learning Center |
| 053 | Tangipahoa | YXB001 | Little Dreamers |
| 064 | Winn | KDZ001 | Life's Little Blessings Daycare, LLC |

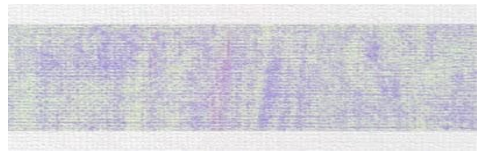
| Community Network Code | Community Network Name | Site Code | Site Name |
|------------------------|------------------------|-----------|--------------------|
| 010 | Calcasieu | YWY001 | Little's Blessings |

2023 Closed or Cha

| Publicly Funded Enrolled | Performance Score | Performance Rating | Emotional Support Score |
|--------------------------|-------------------|------------------------|-------------------------|
| <10 | | | |
| 24 | 4.39 | Approaching Proficient | 5.21 |
| <10 | | | |
| <10 | 5.89 | High Proficient | |
| <10 | 5.39 | High Proficient | |
| 15 | 5.35 | High Proficient | 6.29 |
| <10 | 5.37 | High Proficient | 5.92 |
| <10 | | | |
| <10 | | | |
| 15 | 5.45 | High Proficient | |
| <10 | 6.2 | Excellent | 6.92 |
| <10 | 5.82 | High Proficient | |
| <10 | | | |
| <10 | | | |
| <10 | 4.43 | Approaching Proficient | 5.92 |

2023 Re

| Publicly Funded Enrolled | Performance Score | Performance Rating | Emotional Support Score |
|--------------------------|-------------------|--------------------|-------------------------|
| 10 | 2.99 | Unsatisfactory | 3.67 |



anged from Type III Site Results

| Emotional Support Rating | Classroom Organization Score | Classroom Organization Rating |
|--------------------------|------------------------------|-------------------------------|
| | | |
| Proficient | 3.88 | Approaching Proficient |
| | | |
| | | |
| Excellent | 5.83 | High Proficient |
| High Proficient | 5.83 | High Proficient |
| | | |
| | | |
| Excellent | 6.78 | Excellent |
| | | |
| | | |
| High Proficient | 4.92 | Proficient |

evoked Site Results

| Emotional Support Rating | Classroom Organization Score | Classroom Organization Rating |
|--------------------------|------------------------------|-------------------------------|
| Approaching Proficient | 2.92 | Unsatisfactory |

| Instructional Support Score | Instructional Support Rating | Emotional and Behavioral Support Score |
|-----------------------------|------------------------------|--|
| 2.75 | Unsatisfactory | 5.42 |
| | | 6.19 |
| | | 5.81 |
| 3.92 | Approaching Proficient | |
| 3.67 | Approaching Proficient | 6 |
| | | 6 |
| | | 6 |
| 5.67 | High Proficient | 6.44 |
| | | 5.94 |
| | | |
| 2.83 | Unsatisfactory | 6.75 |

| Instructional Support Score | Instructional Support Rating | Emotional and Behavioral Support Score |
|-----------------------------|------------------------------|--|
| 2.08 | Unsatisfactory | 3.97 |

| Emotional and Behavioral Support Rating | Engaged Support for Learning Score | Engaged Support for Learning Rating |
|--|---|--|
| | | |
| High Proficient | 3.22 | Approaching Proficient |
| | | |
| Excellent | 5.5 | High Proficient |
| High Proficient | 4.83 | Proficient |
| | | |
| Excellent | 4.42 | Approaching Proficient |
| | | |
| Excellent | 4.71 | Proficient |
| Excellent | 4.92 | Proficient |
| High Proficient | 5.67 | High Proficient |
| | | |
| | | |
| Excellent | 3.83 | Approaching Proficient |

| Emotional and Behavioral Support Rating | Engaged Support for Learning Score | Engaged Support for Learning Rating |
|--|---|--|
| | | |
| Approaching Proficient | 1.83 | Unsatisfactory |

| Responsive Caregiving Score | Responsive Caregiving Rating | Excellent Honor Roll | Birth to 3 Honor Roll |
|------------------------------------|-------------------------------------|-----------------------------|------------------------------|
| | | N/A | N/A |
| 5.16 | Proficient | N/A | N/A |
| | | N/A | N/A |
| | | N/A | N/A |
| | | N/A | N/A |
| 6.06 | Excellent | N/A | N/A |
| | | N/A | N/A |
| | | N/A | N/A |
| | | N/A | N/A |
| 6.06 | Excellent | N/A | N/A |
| | | N/A | N/A |
| | | N/A | N/A |
| | | N/A | N/A |
| 2.25 | Unsatisfactory | N/A | N/A |

| Responsive Caregiving Score | Responsive Caregiving Rating | Excellent Honor Roll | Birth to 3 Honor Roll |
|------------------------------------|-------------------------------------|-----------------------------|------------------------------|
| 3 | Approaching Proficient | N/A | N/A |

| Assessment Rating | Teacher/Child Ratio | Pre-K Curriculum Quality Rating | Infant/Toddler Curriculum Quality Rating |
|--------------------------|----------------------------|--|---|
| None or Not Rated | Gold | N/A | N/A |
| 3 Stars | Bronze | 3 Stars | 3 Stars |
| 3 Stars | Gold | N/A | N/A |
| None or Not Rated | Bronze | N/A | None or Not Rated |
| None or Not Rated | Bronze | N/A | None or Not Rated |
| None or Not Rated | Gold | 3 Stars | N/A |
| 2 Stars | Gold | 3 Stars | 3 Stars |
| None or Not Rated | Bronze | N/A | N/A |
| None or Not Rated | Bronze | N/A | N/A |
| None or Not Rated | Gold | N/A | 3 Stars |
| None or Not Rated | Gold | 3 Stars | 3 Stars |
| None or Not Rated | Gold | N/A | None or Not Rated |
| None or Not Rated | Gold | 3 Stars | 3 Stars |
| None or Not Rated | Bronze | N/A | 3 Stars |
| None or Not Rated | Gold | 3 Stars | 3 Stars |

| Assessment Rating | Teacher/Child Ratio | Pre-K Curriculum Quality Rating | Infant/Toddler Curriculum Quality Rating |
|--------------------------|----------------------------|--|---|
| None or Not Rated | Bronze | 3 Stars | 3 Stars |

| Percentage of Lead Teachers with No Degree | Percentage of Lead Teachers with Child Development Associate | Percentage of Lead Teachers with Associate Degrees |
|---|---|---|
| 100% | 0% | 0% |
| 67% | 0% | 0% |
| 100% | 0% | 0% |
| 0% | 0% | 0% |
| 0% | 0% | 0% |
| 0% | 0% | 0% |
| 25% | 0% | 0% |
| 0% | 0% | 0% |
| 0% | 0% | 0% |
| 0% | 50% | 0% |
| 0% | 25% | 0% |
| 0% | 0% | 0% |
| 100% | 0% | 0% |
| 100% | 0% | 0% |
| 100% | 0% | 0% |

| Percentage of Lead Teachers with No Degree | Percentage of Lead Teachers with Child Development Associate | Percentage of Lead Teachers with Associate Degrees |
|---|---|---|
| 100% | 0% | 0% |

| Percentage of Lead Teachers with Bachelor's Degrees | Percentage of Lead Teachers with Master's Degrees or Higher | Percentage of Lead Teachers with Louisiana Certification | Served Infants | Served 1-Year-Olds |
|--|--|---|-----------------------|---------------------------|
| 0% | 0% | 0% | No | No |
| 33% | 0% | 33% | Yes | Yes |
| 0% | 0% | 0% | No | No |
| 0% | 0% | 100% | Yes | No |
| 0% | 0% | 100% | No | Yes |
| 100% | 0% | 100% | No | No |
| 0% | 0% | 75% | Yes | Yes |
| 0% | 0% | 100% | No | Yes |
| 0% | 0% | 100% | No | No |
| 50% | 0% | 100% | Yes | Yes |
| 75% | 0% | 75% | No | No |
| 0% | 0% | 100% | No | Yes |
| 0% | 0% | 0% | No | No |
| 0% | 0% | 0% | Yes | Yes |
| 0% | 0% | 100% | No | Yes |

| Percentage of Lead Teachers with Bachelors Degrees | Percentage of Lead Teachers with Masters Degrees or Higher | Percentage of Lead Teachers with Louisiana Certification | Served Infants | Served 1-Year-Olds |
|---|---|---|-----------------------|---------------------------|
| 0% | 0% | 0% | Yes | Yes |

| Served 2- Year- Olds | Served 3- Year- Olds | Served 4- Year- Olds |
|----------------------------|----------------------------|----------------------------|
| Yes | No | No |
| Yes | No | No |
| No | No | Yes |
| No | Yes | No |
| No | No | No |
| No | Yes | Yes |
| Yes | Yes | No |
| No | No | No |
| Yes | No | No |
| Yes | No | No |
| No | No | No |
| Yes | No | No |
| No | No | No |
| Yes | Yes | Yes |
| Yes | Yes | No |

| Served 2- Year- Olds | Served 3- Year- Olds | Served 4- Year- Olds |
|----------------------------|----------------------------|----------------------------|
| Yes | No | No |